
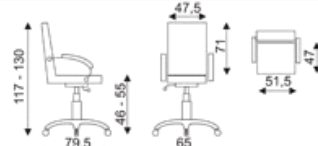


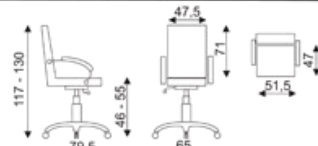
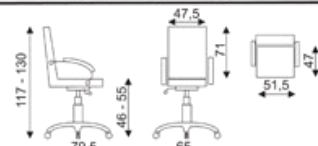
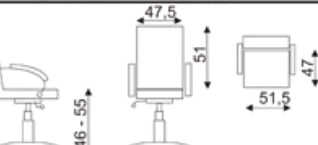
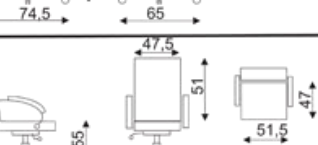
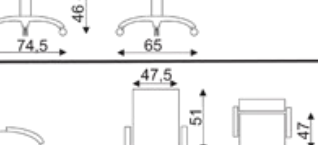
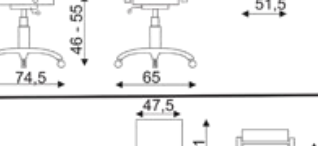
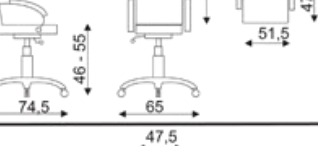
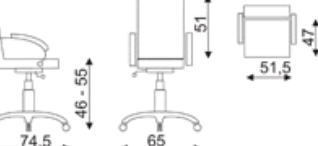
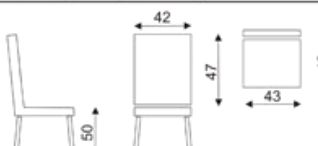

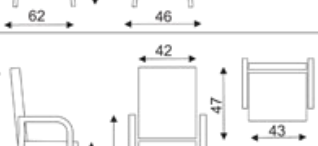
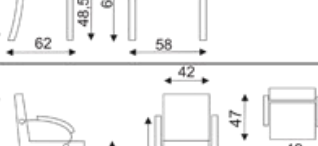
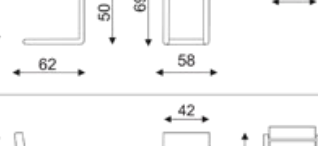

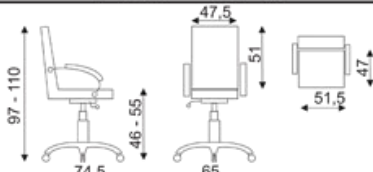
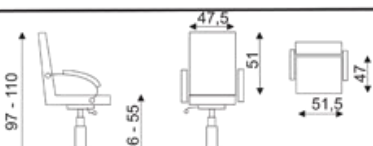


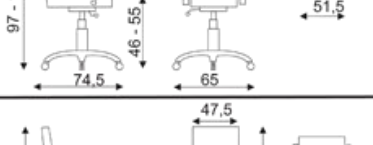
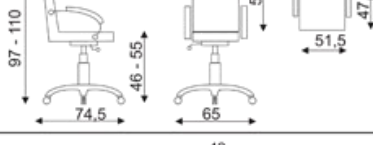
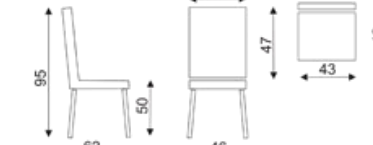
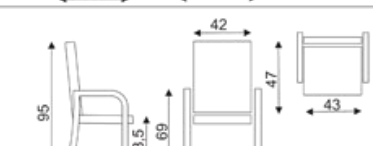
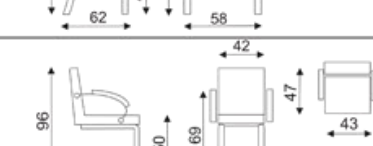

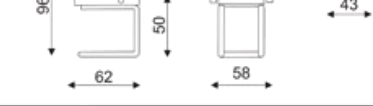


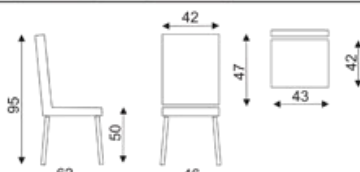
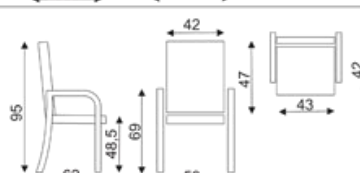
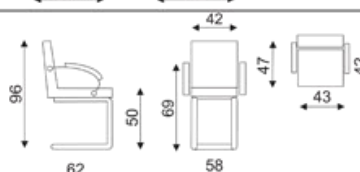

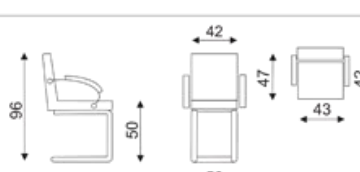




Model	Zdjęcie	Wymiary (podane w cm)	Dane				
			Waga netto 1 szt (Kg)	Objętość kartonu (m ³)			
Cube ZG chrom BP mechanizm multi synchro			15,2	0,48			
Cube ZG alu BP mechanizm multi synchro							
Cube ZG black BP mechanizm multi synchro							
Cube ZG chrom WO mechanizm multi synchro							
Cube ZG alu WO mechanizm multi synchro							
Cube ZG black WO mechanizm multi synchro							
Cube ZG chrom GR mechanizm multi synchro							
Cube ZG alu GR mechanizm multi synchro							
Cube ZG black GR mechanizm multi synchro							
Cube ZG chrom FT mechanizm multi synchro							
Cube ZG alu FT mechanizm multi synchro							
Cube ZG black FT mechanizm multi synchro							
Cube ZG chrom EX mechanizm multi synchro			17,2	0,48			
Cube ZG alu EX mechanizm multi synchro							
Cube ZG black EX mechanizm multi synchro							
Cube chrom BP mechanizm multi synchro						14,5	0,48
Cube alu BP mechanizm multi synchro							
Cube black BP mechanizm multi synchro							
Cube chrom WO mechanizm multi synchro							
Cube alu WO mechanizm multi synchro							
Cube black WO mechanizm multi synchro							
Cube chrom GR mechanizm multi synchro							
Cube alu GR mechanizm multi synchro							
Cube black GR mechanizm multi synchro							
Cube chrom FT mechanizm multi synchro							
Cube alu FT mechanizm multi synchro							
Cube black FT mechanizm multi synchro							
Cube chrom EX mechanizm multi synchro			16,5	0,48			
Cube alu EX mechanizm multi synchro							
Cube black EX mechanizm multi synchro							
Cube S chrom BP stacjonarne						7,9	0,36
Cube S alu BP stacjonarne							
Cube S black BP stacjonarne							
Cube S-EX chrom stacjonarne						9,9	0,48
Cube S-EX alu stacjonarne							
Cube S-EX black stacjonarne							
Cube P chrom BP stacjonarne						10,1	0,36
CubeP alu BP stacjonarne							
Cube P black BP stacjonarne							
Cube P chrom EX stacjonarne							
Cube P alu EX stacjonarne							
Cube P black EX stacjonarne							