
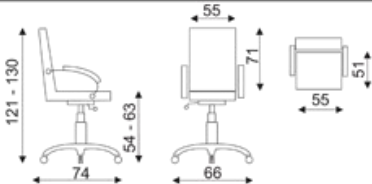

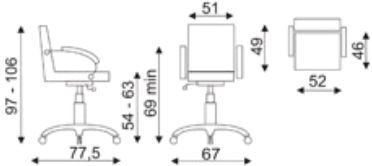

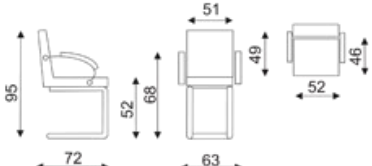

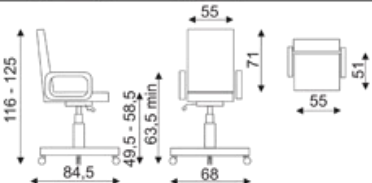

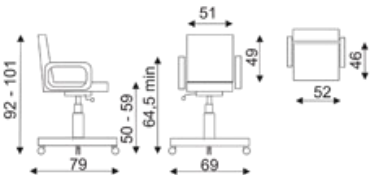

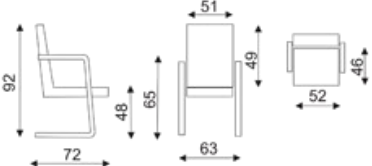

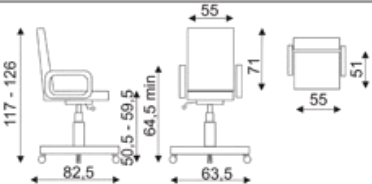

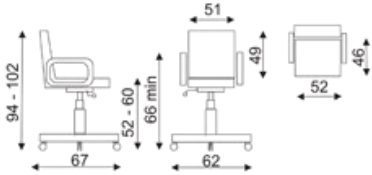

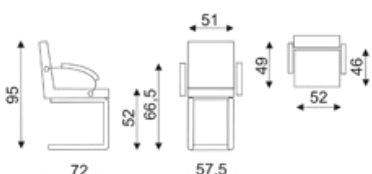


Model	Zdjęcie	Wymiary (podane w cm)	Dane	
			Waga netto 1 szt (Kg)	Objętość kartonu (m ³)
Premier chrom (mechanizm tilt)			20,5	0,41
Premier chrom m (mechanizm tilt)			17,5	0,3
Premier chrom m/p			15,8	0,48
Premier lux (mechanizm tilt)			21,1	0,41
Premier lux m (mechanizm tilt)			19,1	0,3
Premier lux m/p			13,3	0,48
Premier			18,6	0,41
Premier m			15,6	0,3
Premier m/p			14,7	0,48